

▶ **RELEASE NOTES**

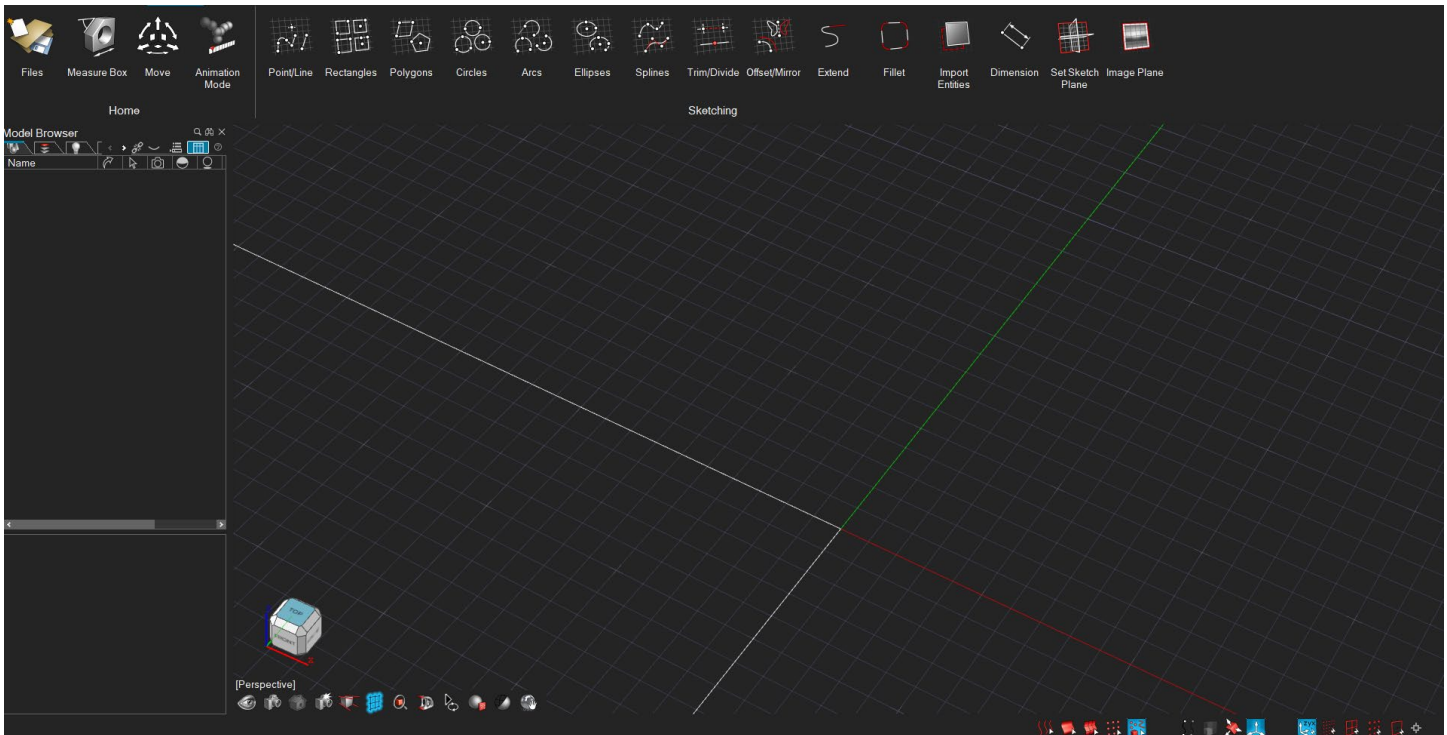
Altair[®] Inspire[™] Render 2022 and 2022.0.1

New Features and Enhancements 2022

Altair Inspire Render 2022 includes the following new features and enhancements.

Dark Theme

Dark Theme is now supported throughout Inspire Studio. You can change the theme in the **Preferences** under **Workspace > Theme**.



Graphics

This release includes improved RTX support and performance.

Rendering

- Moved the Material Library to the Browser Panel
- Moved the Model Library to Browser Panel
- Improved the user interface for the Environment, Texture Positioning, and Material Editing panels.
- Added "Render" as a user profile.

Resolved Issues

- When changing environment maps, the environment lights are now removed.
- Various bug fixes.

Known Issues

- Mac support will be limited to MacOS versions 10.14 (Mojave), 10.15 (Catalina), 11 (Big Sur), and 12 (Monterey)
- Mac M1 hardware will not be supported.
- Offline help on Mac is no longer supported on Safari. We recommend using Firefox to view the offline help.

New Features and Enhancements 2022.0.1

Altair Inspire Render 2022.0.1 includes the following enhancements and resolved issues.

Enhancements

- Importing EDEM files now set the animation length as per the EDEM data
- Importing .h3d files now sets the animation length and frames per second as per the .h3d data

Resolved Issues

- Fixed missing parameters in Texture Positioning Labels
- Fixed an issue with EDEM particles rotating in the wrong direction
- Fixed an issue with background maps not being updated in Realtime and RTX rendering
- Fixed an issue with Path Animation not being visible in the camera list

Learn More About Inspire Render

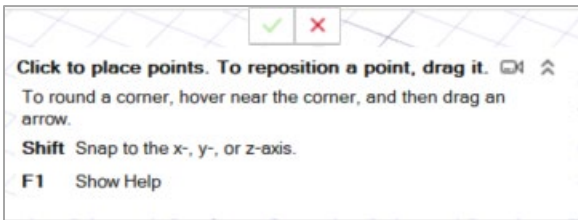
You can learn more about new and existing features in Inspire Render using the following resources:

In-Application User Assistance

Workflow help appears when you select a tool that opens a guide bar or microdialog. The text prompts you what to do next.

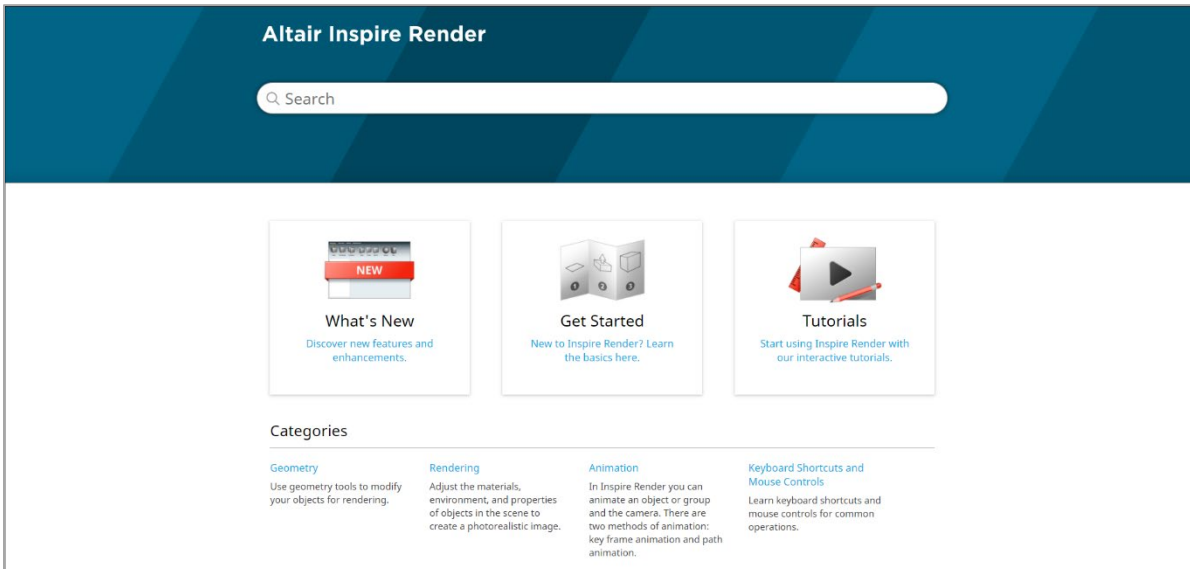


Click to view additional tips and shortcuts. Some tools also include a video



Online and Offline Help

Press **F1** or select **File > Help > Help** to view the online help.



You can download an offline version by selecting **File > Help > Download Offline Help**. An internet connection is required to download.

